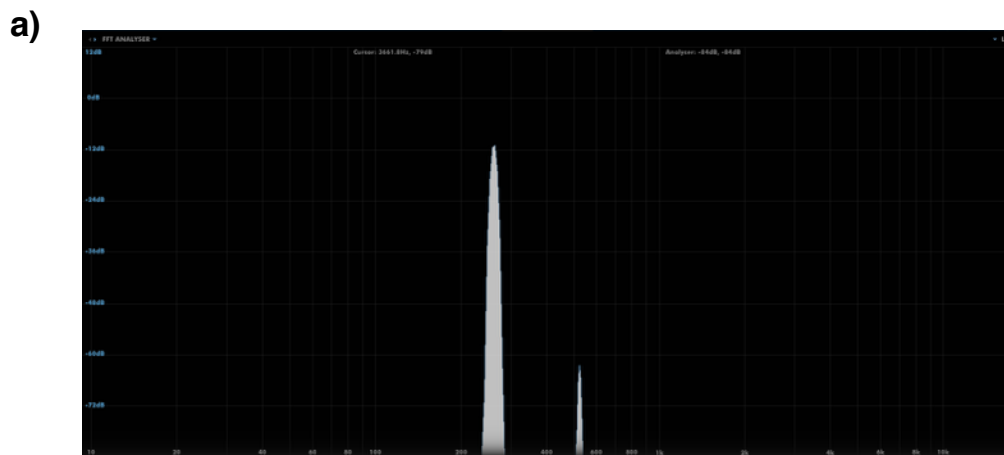
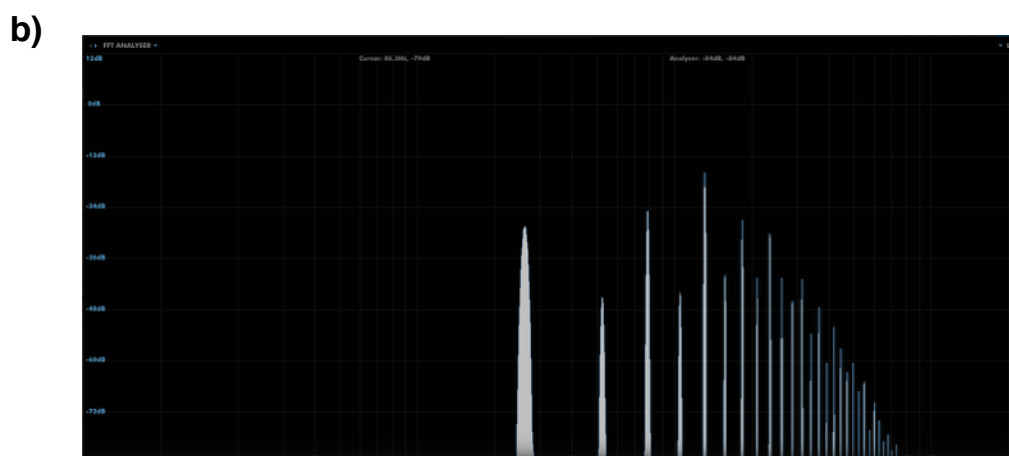


Beginners Synthesis Course Test

1. Match up the following waveforms with their respective frequency spectra.

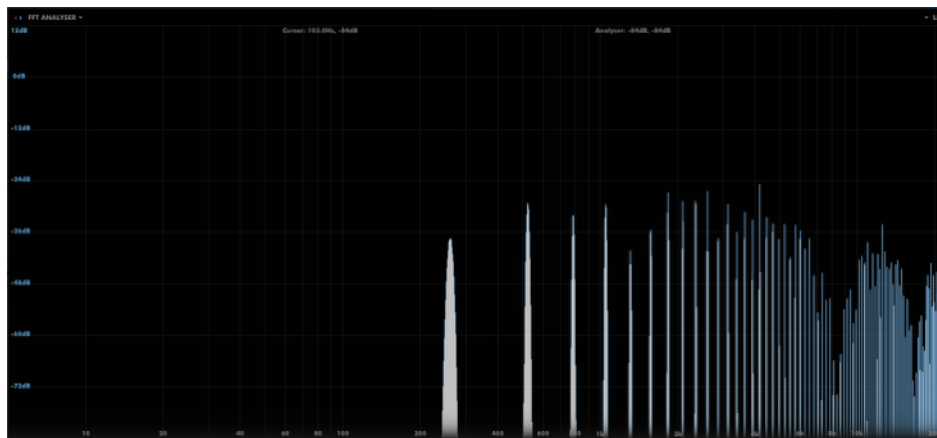


A ☐
B ☐
C ☐
D ☐



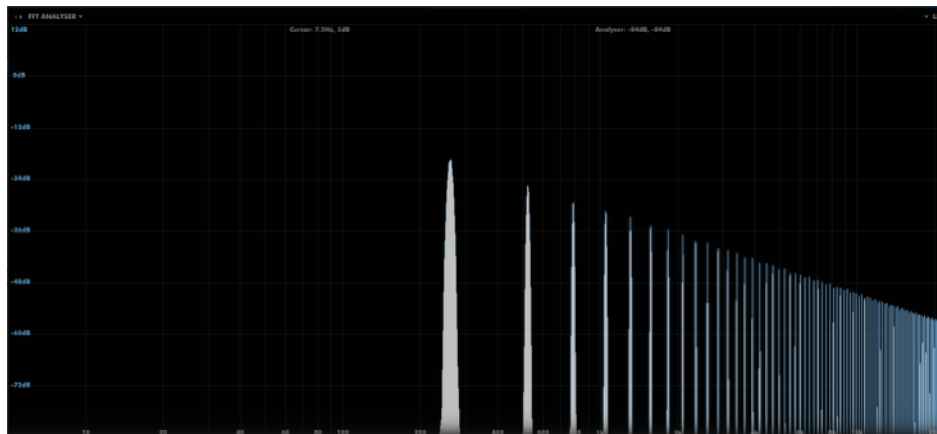
A ☐
B ☐
C ☐
D ☐

c)



- A ☐
- B ☐
- C ☐
- D ☐

d)



- A ☐
- B ☐
- C ☐
- D ☐

2. What are unison voices on a synth patch?

- a. the number of notes that can be played. ☐
- b. the number of waveforms per oscillator. ☐
- c. the number of octaves available. ☐

3. Of the 3 standard tuning controls for an oscillator, detune is the one normally used to create intervals with other oscillators. True or false?

- a. True ☐
- b. False ☐

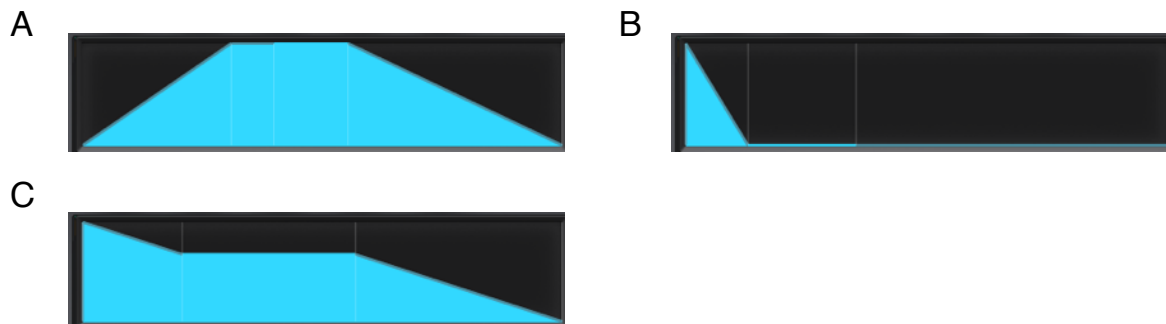
4. If playing repeated notes creates unwanted inconsistencies in the sound of a synth's oscillators (every note sounds different, with no modulation applied as yet), which oscillator setting is the one to adjust?

- a. detune amount ☐
- b. waveform type ☐
- c. phase retriggering ☐

5. If wanting to filter oscillators independently on a synth, would the filters need to be configured in serial or parallel?

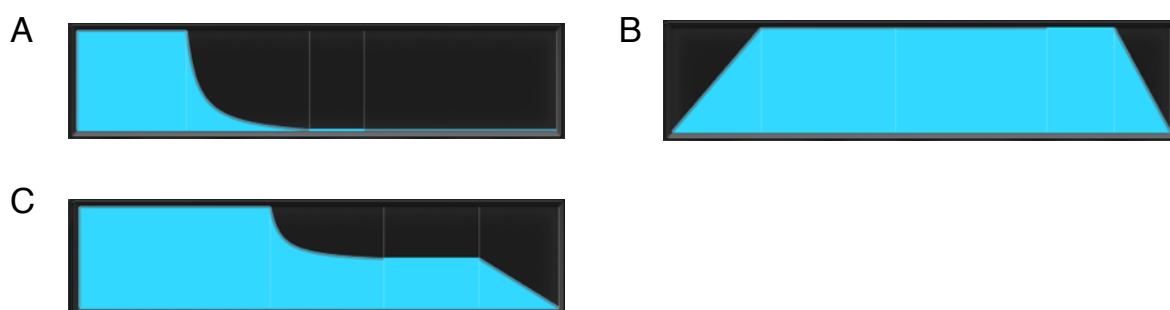
- a. Serial ☐
- b. Parallel ☐

6. From the following ADSR amplitude envelope shapes, recommend the best one for creating a pad preset.



- a. A ☐
- b. B ☐
- c. C ☐

7. From the following ADSR filter envelope shapes, recommend the best one for creating an old school mwarped bass preset.



- a. A ☐
- b. B ☐
- c. C ☐

8. A Kick Drum is typically synthesised...

- a. by filtering a sawtooth waveform with a low-pass filter. ☐
- b. by applying a brief pitch envelope to a sine wave. ☐
- c. by detuning a couple of square waves. ☐

9. What does Legato refer to on a synth?

- the action of the synth when overlapping notes are received.
- the time taken for the pitch to slide between notes.
- additional pressure applied to held notes.

☐
☐
☐

10. With reference to the following image, choose the appropriate control for carrying out the desired task.



a) dropping the pitch by 12 semitones.

- 1
- 2
- 3

☐
☐
☐

b) applying more unison spread.

- 5
- 6
- 7

☐
☐
☐

c) making the filter slide open gradually on each transient.

- 8
- 9
- 10

☐
☐
☐

...continued from previous page.



d) increasing the vibrato amount.

- a. 4
- b. 8
- c. 11

☐
☐
☐

e) adding extra distortion.

- a. 13
- b. 14
- c. 15

☐
☐
☐